

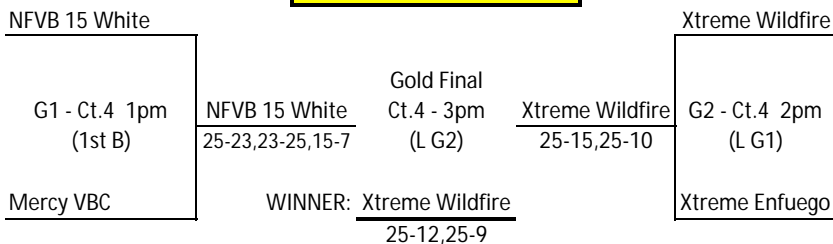


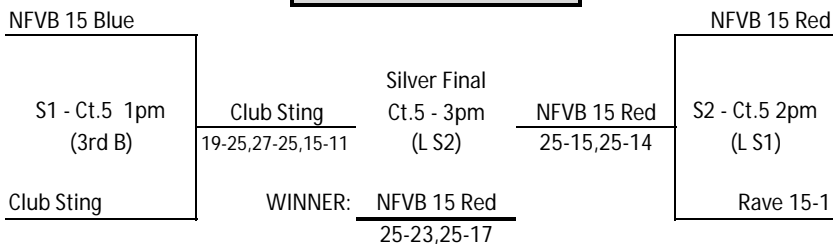
Pool A - Court 4							Sets Won	Sets Lost	+ / -	Finish Place	Playoffs
1.	NFVB 15 White						6	0	42	1	1st A to G1
2.	Rave 15-1						0	6	-41	4	2nd A to G3
3.	NFVB 15 Blue						2	4	-8	3	3rd A to G2
4.	Xtreme Enfuego						4	2	7	2	4th A to G4
Day / Time	Sat 8:00 AM	Sat 8:50 AM	Sat 9:40 AM	Sat 10:30 AM	Sat 11:20 AM	Sat 12:10 PM					
Match (work)	1 v 3 (2)	2 v 4 (1)	1 v 4 (3)	2 v 3 (1)	3 v 4 (2)	1 v 2 (4)					
Score - Set 1	25 23	15 25	25 17	19 25	20 25	25 19					
Score - Set 2	25 18	19 25	25 17	23 25	24 26	25 14					

Pool B - Court 5							Sets Won	Sets Lost	+ / -	Finish Place	Playoffs
1.	Mercy VBC						3	3	-1	2	1st B to work G1
2.	Club Sting						1	5	-28	4	2nd B to G1
3.	NFVB 15 Red						2	4	-19	3	3rd B to work S1
4.	Xtreme Wildfire						6	0	48	1	4th B to G2
Day / Time	Sat 8:00 AM	Sat 8:50 AM	Sat 9:40 AM	Sat 10:30 AM	Sat 11:20 AM	Sat 12:10 PM					
Match (work)	1 v 3 (2)	2 v 4 (1)	1 v 4 (3)	2 v 3 (1)	3 v 4 (2)	1 v 2 (4)					
Score - Set 1	25 18	18 25	21 25	19 25	20 25	17 25					
Score - Set 2	25 20	11 25	19 25	21 25	13 25	25 20					

15's GOLD BRACKET



15's SILVER BRACKET



Team Name	Code	Finish
Mercy VBC	fj5mercy1we	3rd
NFVB 15 Red	fj5front6we	5th
NFVB 15 Blue	fj5front5we	7th
NFVB 15 White	fj5front4we	2nd
Rave 15-1	fj5640821we	7th
Club Sting	fj4sting1we	6th
Xtreme Wildfire	fj5xtrem1we	1st
Xtreme Enfuego	fj5xtrem2we	3rd